

Real-time visual factory information system

Gain instant access to real-time, actionable information

SyncView™ is a real-time visual factory information system that provides a single, synchronized view of what is happening at every level of the enterprise and extended supply chain.

Drawing from machine, operations, and enterprise data sources, SyncView gives users the ability to create personalized views of data called “Boards” that monitor equipment and process status in real time. Benefit from instant access to information that will drive quality decisions throughout the organization and empower continuous improvement initiatives. Access actionable data to make a difference in:

- On-time delivery and customer order data
- Active product velocity and flow monitoring
- Cost and revenue indicators
- Multi-facility and extended supply chain evaluation
- Supplier performance metrics
- Current maintenance status, escalation and action items
- Engineering and product level diagnostics

SyncView software offers complete transparency, ensuring everyone is working from the same data, with clear priorities.



Take in the View

- Monitor machine, operations and enterprise data in real time.
- Visualizations are easily created by end users without any programming or coding.
- Content can be viewed on personal devices or broadcasted in central communication hubs throughout facilities.
- Quickly drill through information for additional detail directly from the data source.
- Information can be individually personalized for all role types within the organization.
- Create templates that support corporate branding standards.
- Receive automatic, real-time data updates without browser refreshes.

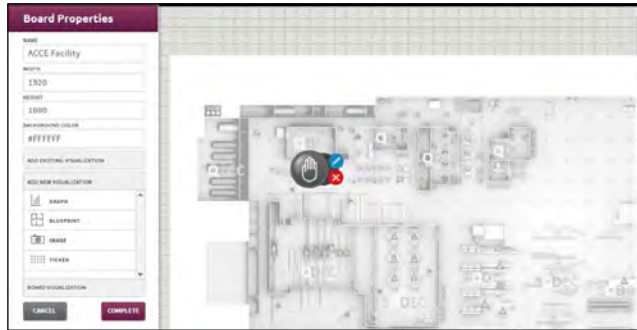
The Power of Information

- Machine-level and strategic data is easily accessed across multiple levels of the organization.
- View real-time machine statuses to proactively monitor productivity and flow.
- Gain insight with unlimited reporting and analytics capabilities that bring focus to continuous improvement initiatives.

Presenting activity from a variety of enterprise systems, SyncView shows statuses from work cells and machines to help every layer of the manufacturing team proactively address quality or workflow issues in real-time.

Users build Boards based on functional areas or locations across the entire supply chain.

Choose to drill into specific details or take an enterprise-level view of operations to guide better decisions and focus action.



Expose data and encourage action

- Role-defined data access and views.
- Group and individual Board publishing.
- Action log, message and comment capabilities.
- Web-based and easy to use.
- Users can easily create multiple views.
- View on mobile or standard devices.
- Install via SaaS Cloud-based hosted model or on-premise.

How it works





Based on an intuitive interface, SyncView™ allows users to simply drag and drop elements onto a Board canvas or create their own unique data-connected Visualizations.

- Machine operators can view machine metrics in real-time on large monitors to help them take corrective action towards production goals.
- Engineers can connect to machine parameters to diagnose and discover process changes for continuous improvement initiatives.
- Supervisors can combine productivity and quality data to assess operational health – quickly, via mobile or standard devices.

Using enterprise-level data sources, users can easily create real-time visual elements that offer the information they need to make tactical and strategic decisions.

SyncView and the Synchrono Demand-Driven Manufacturing Platform

The Synchrono® Demand-Driven Manufacturing Platform enables the real-time visual factory of the future, synchronizing your workforce, methods, machines, materials and information. As the visual factory component of the Synchrono Demand-Driven Manufacturing Platform, SyncView:

-  Connects to **SyncManufacturing™** to provide the real-time information needed for instant planning and scheduling adjustments
-  Displays real-time **SyncKanban™** replenishment signals as they move through the organization.
-  Presents real-time machine status and work cell performance through **SyncOperations™** — as well as actionable information that helps drive flow through the organization.
-  Allows users to quickly see all issues logged in **SyncAlert™** that are open or in process.

